

Maharashtra Udayagiri Mahavidyalaya Udgir .
IQAC-Internal Quality Assurance Cell

Assessment Period 2015- 2021
PART A) FILE SUMMARY SHEET

Name of the File : Student Satisfaction Survey.....IQAC Ref No. 2.7.1

Name of the Person In charge : Dr. M. J. Kulkarni

Summary of the File: This file contains:

SR	INDEX	PAGE NO
1	Student Satisfaction Survey Report & -2019-20	01-03
2	Suggestions Offline Questionnaire Format	04-15
3	Blank Questionnaire Format	15-17
4	Offline Student Satisfaction Survey Responses	18-37
5	(Graphs)	


PART B) SCRUTINY/ VERIFICATION REPORT

- Scrutiny Step I- Authentic Data(5yrs / Current year) with tagging completed- Yes/ No
- Scrutiny Step II- Supporting documents are enclosed- Yes/ No
- Scrutiny Step III- Soft copy of the file emailed to iqacnaac21@gmail.com- Yes/ No
- Scrutiny Step IV- This file is satisfactorily completed- Yes/ No

Remark: Completed


Sign of the IQAC Member




In-Charge Principal
M.U. Mahavidyalaya
Udgir-413517 Dist. Latur

MAHARASHTRA UDAYAGIRI MAHAVIDYALAYA UDGIR

IQAC-Internal Quality Assurance Cell

Student Satisfaction Survey: 2019-20

महाराष्ट्र उदयगिरी महाविद्यालय, उदगीर

2.7 IQAC – Students Satisfaction Survey Report

शैक्षणिक वर्ष - 2019-20

महाराष्ट्र उदयगिरी महाविद्यालयात सन २०१९.२० या शैक्षणिक वर्षामध्ये विद्यार्थी समाधानकारक सर्व्हेशन (Student Satisfaction Survey) करण्यात आले. हा सर्व्हे विद्यार्थ्यांकडून प्रत्यक्ष प्रश्नावली भरून (offline) घेऊन करण्यात आला. महाविद्यालयातील पदवी व पदव्युत्तर वर्षांच्या विद्यार्थी-विद्यार्थिनींकडून ही प्रश्नावली भरून घेऊन, त्या मधील जवळपास २०० प्रश्नावली ह्या नमुना निवड म्हणून विश्लेषणासाठी घेण्यात आल्या. या २०० प्रश्नावलीतील प्रश्ननिहाय सर्व्हेक्षणाचा विश्लेषण अहवाल तयार करण्यात आला आहे.

या विद्यार्थी समाधान सर्व्हेशन (SSS) च्या आधारे महाविद्यालयातील विविध प्रश्नांच्या आधारे सोयी-सुविधा व इतर गोष्टींबद्दलचा अभ्यास करण्यात आलेला आहे.

स्दरील प्रश्नावलीतील प्रश्नांच्या विद्यार्थ्यांच्या प्रतिसादाअंती असे सर्वसाधारण पाच पर्यायापैकी पाचव्या क्रमांकाच्या पर्यायाला (सर्वोत्तम) जवळपास ७० टक्के पेक्षा जास्त विद्यार्थ्यांची पसंती मिळाली आहे. प्रश्नावलीत जे प्रश्न विचारले आहेत त्या प्रश्नांच्या उत्तरांमध्ये समाधान कारक अशा प्रकारची उत्तरे पर्याय जवळपास ६० ते ७० टक्क्यांपर्यंत विद्यार्थ्यांनी निवडलेली आहेत. इतर पर्यायापैकी चौथ्या क्रमांकाचा पर्यायास जवळपास २० टक्के पसंती दिलेली आहे. एकूणच या सर्व्हेक्षणामध्ये एकूण भरून घेतलेला नमुना प्रश्नावलीच्या आधारे हा सर्व्हे समाधानकारक आहे. काही प्रश्नांमध्ये विद्यार्थ्यांच्या मते असमाधानकारकपणा दिसून येतो, मात्र त्यासंदर्भातील विद्यार्थ्यांची संख्या कमी आहे.

या प्रश्नावलीतील आश्याप्रमाणे विद्यार्थ्यांमध्ये समाधानकारक महाविद्यालयाची वाटचाल आहे असे म्हणतात, तर काही विद्यार्थ्यांनी अध्यापन व अध्ययन प्रक्रिया सुधारण्यासाठी काही

सर्वसाधारण सूचना वेखील प्रश्नावलीतील शेवटच्या २१ व्या प्रश्नामध्ये सूचविलेल्या आहेत. त्या सूचना खालीलप्रमाणे आहेत.

१. महाविद्यायात डिझीटल विकासाची आवश्यकता आहे.
२. शैक्षणिक साहित्य साधनात वाढ करण्याची आवश्यकता आहे.
३. या सर्व्हेक्षणांती अमंलबजावणीची आवश्यकता आहे.
४. विकास करण्यासंदर्भात विशेष समिती गठीत करावी.
५. परिसंवाद, कार्यशाळा यांचे आयोजन करावे.
६. शैक्षणिक क्षेत्र भेटींचे आयोजन करावे.
७. ग्रंथालयाची वेळ वाढवावी.
८. गटचर्चा संदर्भात आयोजन करावे.
९. महाविद्यालयात ITC साधनांची आवश्यकता आहे.
१०. शिक्षकांनी विद्यार्थ्यांना नोट्स द्याव्यात.
११. संगणक लॅबची आवश्यकता आहे.
१२. Boy's Room ची व्यवस्था करावी.
१३. पिण्याच्या पाण्याची सोय करावी.

बहुतेक प्रश्नावलीमध्ये सूचना दिल्या नसून, ज्या प्रश्नावलीमध्ये सूचना दिल्या आहेत त्या मध्ये नकारात्मक सूचनांची संख्या कमी आहे.

या सर्व्हेक्षणामध्ये विद्यार्थ्यांनी सूचनांमध्ये काही सकारात्मक सूचना दिलेल्या आहेत, की ज्या महाविद्यालयात चांगल्या पध्दतीने रावविल्या जातात अशा सकारात्मक सूचना खालीलप्रमाणे आहेत.

१. सर्व शिक्षक चांगल्या प्रकारे अध्यापनाचे कार्य करतात.
 २. शिक्षक विद्यार्थ्यांशी संवाद साधतात.
 ३. महाविद्यालयातील जवळपास सर्व गोष्टी चांगल्या आहेत.
 ४. अध्यापनाचे कोर्सेस चांगल्या प्रकारचे आहेत.
 ५. सर्व शिक्षकवृंद अभ्यासक्रम वेळेत पूर्ण करतात.
 ६. शिक्षक आणि विद्यार्थी यामध्ये मित्रत्वाचे संबंध आहेत.
 ७. अनुभवी व तज्ञ प्राध्यापक वृंद आहेत.
 ८. वेळोवेळी शिक्षक विद्यार्थ्यांच्या अडचणी सोडविण्यामध्ये सहकार्य करतात.
 ९. महाविद्यालयात नियमित तासिका घेतल्या जातात.
 १०. अंतर्गत मूल्यमापन पध्दती सुरळीतपणे पार पाडतात.
 ११. महाविद्यालयाचे ग्रंथालय समृद्ध असून सर्व ग्रंथांची उपलब्धता आहे.
 १२. महाविद्यालयात प्रशासन व्यवस्था सुव्यवस्थित आहे.
 १३. महाविद्यालयात आर्थिकदृष्ट्या दुर्बल विद्यार्थ्यांना शुल्कामध्ये सवलत दिली जाते.
 १४. महाविद्यालयातील विद्यार्थी शिष्यवृत्ती विभाग सुव्यवस्थितपणे कार्यरत आहे.
- एकुणच महाविद्यालयाची परंपरा व संस्कृती विचार करता महाविद्यालय सुसज्ज व समृद्ध आहे.

Student Satisfaction Survey

(Note: Please rate on the scale of 4 to 0)

1. How much of the syllabus was covered in the class?

- 4- 85 to 100% ✓
- 3- 70 to 84%
- 2- 55 to 69%
- 1- 30 to 54%
- 0- Below 30%

2. How well did the teachers prepare for the classes?

- 4- Thoroughly ✓
- 3- Satisfactorily ✓
- 2- Poorly
- 1- Indifferently
- 0- Won't teach at all

3. How well were the teachers able to communicate?

- 4- Always effective ✓
- 3- Sometimes effective ✓
- 2- Just satisfactorily
- 1- Generally ineffective
- 2- 0- Very poor communication

4. The teacher's approach to teaching can best be described as

- 4- Excellent ✓
- 3- Very good
- 4- 2- Good
- 5- 1- Fair
- 6- 0- Poor

5. Fairness of the internal evaluation process by the teachers.

- ✓ 4- Always fair
- 3- Usually fair
- 2- Sometimes unfair
- 1- Usually unfair
- 0- Unfair

6. Was your performance in assignments discussed with you?

- ✓ 4- Every time
- 3- Usually
- 2- Occasionally/Sometimes
- 1- Rarely
- 0- Never

7. The institute takes active interest in promoting internship, student exchange, field visit opportunities for students.

- ✓ 4- Regularly

- 3- Often
- 2- Sometimes
- 1- Rarely
- 0- Never

8. The teaching and mentoring process in your institution facilitates you in cognitive, social and emotional growth.

- 4- Significantly
- ✓ 3- Very well
- 2- Moderately
- 1- Marginally
- 0- Not at all

9. The institution provides multiple opportunities to learn and grow..

- 4- Strongly agree
- 3- Agree ✓
- 2- Neutral
- 1- Disagree
- 0- Strongly disagree

10. Teachers inform you about your expected competencies, course outcomes and programme outcomes..

- 4- Every time ✓
- 3- Usually
- 2- Occasionally/Sometimes
- 1- Rarely
- 0- Never

11. Your mentor does a necessary follow-up with an assigned task to you.

- 4- Every time
- 3- Usually ✓
- 2- Occasionally/Sometimes
- 1- Rarely
- 0- I don't have a mentor

12. The teachers illustrate the concepts through examples and applications.

- 4- Every time ✓
- 3- Usually
- 2- Occasionally/Sometimes
- 1- Rarely
- 0- Never

13. The teachers identify your strengths and encourage you with providing right level of challenges.

- 4- Fully ✓
- 3- Reasonably

1. How much class? 4-8

- 2- Partially
- 1- Slightly
- 0- Unable to

14. Teachers are able to identify your weaknesses and help you to overcome them.

- 4- Every time ✓
- 3- Usually
- 2- Occasionally/Sometimes
- 1- Rarely
- 0- Never

15. The institution makes effort to engage students in the monitoring, review and continuous quality improvement of the teaching learning process.

- 4- Strongly agree ✓
- 3- Agree ✓
- 2- Neutral
- 1- Disagree
- 0- Strongly disagree

16. The institute/ teachers use student centric methods, such as experiential learning, participative learning and problem solving methodologies for enhancing learning experiences.

- 4- To a great extent
- 3- Moderate
- 2- Some what
- 1- Very little
- 0- Not at all ✓

17. Teachers encourage you to participate in extracurricular activities

- 4- Strongly agree
- 3- Agree ✓
- 2- Neutral
- 1- Disagree
- 0- Strongly disagree

18. Efforts are made by the institute/ teachers to inculcate soft skills, life skills and employability skills to make you ready for the world of work.

- 4- To a great extent ✓
- 3- Moderate
- 2- Some what
- 1- Very little
- 0- Not at all

19. What percentage of students use such as LCD projector, Multimedia teaching.

- 4- Above 90% ✓
- 3- 70-89%
- 2- 50-69%
- 1- 30-49%
- 0- Below 29%

20. The overall quality of teaching-learning process in your institute is very good.

- 4- Strongly agree ✓
- 3- Agree
- 2- Neutral
- 1- Disagree
- 0- Strongly disagree

21. Give three observation / suggestions to improve the overall teaching - learning experience in your institution/College:

1. डिजिटल विकासाची.....
अत्याधिक आवश्यकता.....
2. शैक्षणिक दृष्टिकोनातून.....
वेळवेळी कौशल्यविकासाचा समावेश.....
3. या संस्थेत अतिशय.....
विकासाची हमी.....

Name: श. बोलापुरे शिवाजीराव

Class: वि. म. प्रथम वर्ष

Signature:

Date: 05/03/2020

Maharashtra Udayagiri Mahavidyalaya, Udgir.

IQAC- Internal Quality Assurance Cell

Student Satisfaction Survey

(Note: Please rate on the scale of 4 to 0)

1. How much of the syllabus was covered in the class?

- 4- 85 to 100%
- 3- 70 to 84%
- 2- 55 to 69%
- 1- 30 to 54%
- 0- Below 30%

2. How well did the teachers prepare for the classes?

- 4- Thoroughly
- 3- Satisfactorily
- 2- Poorly
- 1- Indifferently
- 0- Won't teach at all

3. How well were the teachers able to communicate?

- 4- Always effective
- 3- Sometimes effective
- 2- Just satisfactorily
- 1- Generally ineffective
- 0- Very poor communication

4. The teacher's approach to teaching can best be described as

- 4- Excellent
- 3- Very good
- 2- Good
- 1- Fair
- 0- Poor

5. Fairness of the internal evaluation process by the teachers.

- 4- Always fair
- 3- Usually fair
- 2- Sometimes unfair
- 1- Usually unfair
- 0- Unfair

6. Was your performance in assignments discussed with you?

- 4- Every time
- 3- Usually
- 2- Occasionally/Sometimes
- 1- Rarely
- 0- Never

7. The institute takes active interest in promoting internship, student exchange, field visit opportunities for students.

- 4- Regularly

- 3- Often
- 2- Sometimes
- 1- Rarely
- 0- Never

8. The teaching and mentoring process in your institution facilitates you in cognitive, social and emotional growth.

- 4- Significantly
- 3- Very well
- 2- Moderately
- 1- Marginally
- 0- Not at all

9. The institution provides multiple opportunities to learn and grow..

- 4- Strongly agree
- 3- Agree
- 2- Neutral
- 1- Disagree
- 0- Strongly disagree

10. Teachers inform you about your expected competencies, course outcomes and programme outcomes..

- 4- Every time
- 3- Usually
- 2- Occasionally/Sometimes
- 1- Rarely
- 0- Never

11. Your mentor does a necessary follow-up with an assigned task to you.

- 4- Every time
- 3- Usually
- 2- Occasionally/Sometimes
- 1- Rarely
- 0- I don't have a mentor

12. The teachers illustrate the concepts through examples and applications.

- 4- Every time
- 3- Usually
- 2- Occasionally/Sometimes
- 1- Rarely
- 0- Never

13. The teachers identify your strengths and encourage you with providing right level of challenges.

- 4- Fully
- 3- Reasonably

- 2- Partially
- 1- Slightly
- 0- Unable to

14. Teachers are able to identify your weaknesses and help you to overcome them.

- 4- Every time
- 3- Usually
- 2- Occasionally/Sometimes
- 1- Rarely
- 0- Never

15. The institution makes effort to engage students in the monitoring, review and continuous quality improvement of the teaching learning process.

- 4- Strongly agree
- 3- Agree
- 2- Neutral
- 1- Disagree
- 0- Strongly disagree

16. The institute/ teachers use student centric methods, such as experiential learning, participative learning and problem solving methodologies for enhancing learning experiences.

- 4- To a great extent
- 3- Moderate
- 2- Some what
- 1- Very little
- 0- Not at all

17. Teachers encourage you to participate in extracurricular activities

- 4- Strongly agree
- 3- Agree
- 2- Neutral
- 1- Disagree
- 0- Strongly disagree

18. Efforts are made by the institute/ teachers to inculcate soft skills, life skills and employability skills to make you ready for the world of work.

- 4- To a great extent
- 3- Moderate
- 2- Some what
- 1- Very little
- 0- Not at all

19. What percentage of teachers such as LCD projector, Multimedia teaching.

- 4- Above 90%
- 3- 70-89%
- 2- 50-69%
- 1- 30-49%
- 0- Below 29%

20. The overall quality of teaching-learning process in your institute is very good.

- 4- Strongly agree
- 3- Agree
- 2- Neutral
- 1- Disagree
- 0- Strongly disagree

21. Give three observation / suggestions to improve the overall teaching - learning experience in your institution/College:

1. we need growth of digital evaluation.
2. we problems of late material.
3. we need progress and develop with by this survey.

Name: Pradeep Dnyaneshwar
 Class: B.A. I f 7
 Signature: Pradeep
 Date: 05.10.2020

Maharashtra Udayagiri Mahavidyalaya, Udgir.

IQAC- Internal Quality Assurance Cell

Student Satisfaction Survey

(Note: Please rate on the scale of 4 to 0)

1. How much of the syllabus was covered in the class?

- 4- 85 to 100%
- 3- 70 to 84%
- 2- 55 to 69%
- 1- 30 to 54%
- 0- Below 30%

2. How well did the teachers prepare for the classes?

- 4- Thoroughly
- 3- Satisfactorily
- 2- Poorly
- 1- Indifferently
- 0- Won't teach at all

3. How well were the teachers able to communicate?

- 4- Always effective
- 3- Sometimes effective
- 2- Just satisfactorily
- 1- Generally ineffective
- 0- Very poor communication

4. The teacher's approach to teaching can best be described as

- 4- Excellent
- 3- Very good
- 2- Good
- 1- Fair
- 0- Poor

5. Fairness of the internal evaluation process by the teachers.

- 4- Always fair
- 3- Usually fair
- 2- Sometimes unfair
- 1- Usually unfair
- 0- Unfair

6. Was your performance in assignments discussed with you?

- 4- Every time
- 3- Usually
- 2- Occasionally/Sometimes
- 1- Rarely
- 0- Never

7. The institute takes active interest in promoting internship, student exchange, field visit opportunities for students.

- 4- Regularly

- 3- Often
- 2- Sometimes
- 1- Rarely
- 0- Never

8. The teaching and mentoring process in your institution facilitates you in cognitive, social and emotional growth.

- 4- Significantly
- 3- Very well
- 2- Moderately
- 1- Marginally
- 0- Not at all

9. The institution provides multiple opportunities to learn and grow..

- 4- Strongly agree
- 3- Agree
- 2- Neutral
- 1- Disagree
- 0- Strongly disagree

10. Teachers inform you about your expected competencies, course outcomes and programme outcomes..

- 4- Every time
- 3- Usually
- 2- Occasionally/Sometimes
- 1- Rarely
- 0- Never

11. Your mentor does a necessary follow-up with an assigned task to you.

- 4- Every time
- 3- Usually
- 2- Occasionally/Sometimes
- 1- Rarely
- 0- I don't have a mentor

12. The teachers illustrate the concepts through examples and applications.

- 4- Every time
- 3- Usually
- 2- Occasionally/Sometimes
- 1- Rarely
- 0- Never

13. The teachers identify your strengths and encourage you with providing right level of challenges.

- 4- Fully
- 3- Reasonably

- 2- Partially
- 1- Slightly
- 0- Unable to

14. Teachers are able to identify your weaknesses and help you to overcome them.

- 4- Every time
- 3- Usually
- 2- Occasionally/Sometimes
- 1- Rarely
- 0- Never

15. The institution makes effort to engage students in the monitoring, review and continuous quality improvement of the teaching learning process.

- 4- Strongly agree
- 3- Agree
- 2- Neutral
- 1- Disagree
- 0- Strongly disagree

16. The institute/ teachers use student centric methods, such as experiential learning, participative learning and problem solving methodologies for enhancing learning experiences.

- 4- To a great extent
- 3- Moderate
- 2- Some what
- 1- Very little
- 0- Not at all

17. Teachers encourage you to participate in extracurricular activities

- 4- Strongly agree
- 3- Agree
- 2- Neutral
- 1- Disagree
- 0- Strongly disagree

18. Efforts are made by the institute/ teachers to inculcate soft skills, life skills and employability skills to make you ready for the world of work.

- 4- To a great extent
- 3- Moderate
- 2- Some what
- 1- Very little
- 2- 0- Not at all

19. What percentage of teachers such as LCD projector, Multimedia teaching.

- 4- Above 90%
- 3- 70-89%
- 2- 50-69%
- 1- 30-49%
- 0- Below 29%

20. The overall quality of teaching-learning process in your institute is very good.

- 4- Strongly agree
- 3- Agree
- 2- Neutral
- 1- Disagree
- 0- Strongly disagree

21. Give three observation / suggestions to improve the overall teaching - learning experience in your institution/College:

1. Try to make two way interaction.
2. Try to make students communicate confidently.
3. Try to learn more about student particularly and give them suggestions specifically.

Name: Peateeksha H. Dhage

Class: B.S.C. Third Year

Signature: Peateeksha

Date: 11-03-2020

email: peateekshadhage150@gmail.com

Maharashtra Udayagiri Mahavidyalaya, Udgir.

IQAC- Internal Quality Assurance Cell

Student Satisfaction Survey

(Note: Please rate on the scale of 4 to 0)

1. How much of the syllabus was covered in the class?

- 4- 85 to 100%
- 3- 70 to 84%
- 2- 55 to 69%
- 1- 30 to 54%
- 0- Below 30%

2. How well did the teachers prepare for the classes?

- 4- Thoroughly
- 3- Satisfactorily
- 2- Poorly
- 1- Indifferently
- 0- Won't teach at all

3. How well were the teachers able to communicate?

- 4- Always effective
- 3- Sometimes effective
- 2- Just satisfactorily
- 1- Generally ineffective
- 0- Very poor communication

4. The teacher's approach to teaching can best be described as

- 4- Excellent
- 3- Very good
- 2- Good
- 1- Fair
- 0- Poor

5. Fairness of the internal evaluation process by the teachers.

- 4- Always fair
- 3- Usually fair
- 2- Sometimes unfair
- 1- Usually unfair
- 0- Unfair

6. Was your performance in assignments discussed with you?

- 4- Every time
- 3- Usually
- 2- Occasionally/Sometimes
- 1- Rarely
- 0- Never

7. The institute takes active interest in promoting internship, student exchange, field visit opportunities for students.

- 4- Regularly

3- Often

2- Sometimes

1- Rarely

0- Never

8. The teaching and mentoring process in your institution facilitates you in cognitive, social and emotional growth.

4- Significantly

3- Very well

2- Moderately

1- Marginally

0- Not at all

9. The institution provides multiple opportunities to learn and grow..

4- Strongly agree

3- Agree

2- Neutral

1- Disagree

0- Strongly disagree

10. Teachers inform you about your expected competencies, course outcomes and programme outcomes..

4- Every time

3- Usually

2- Occasionally/Sometimes

1- Rarely

0- Never

11. Your mentor does a necessary follow-up with an assigned task to you.

4- Every time

3- Usually

2- Occasionally/Sometimes

1- Rarely

0- I don't have a mentor

12. The teachers illustrate the concepts through examples and applications.

4- Every time

3- Usually

2- Occasionally/Sometimes

1- Rarely

0- Never

13. The teachers identify your strengths and encourage you with providing right level of challenges.

4- Fully

3- Reasonably

1/3
I.H

- 3- Partially
- 1- Slightly
- 0- Unable to

14. Teachers are able to identify your weaknesses and help you to overcome them.

- 4- Every time
- 3- Usually
- 2- Occasionally/Sometimes
- 1- Rarely
- 0- Never

15. The institution makes effort to engage students in the monitoring, review and continuous quality improvement of the teaching learning process.

- 4- Strongly agree
- 3- Agree
- 2- Neutral
- 1- Disagree
- 0- Strongly disagree

16. The institute/ teachers use student centric methods, such as experiential learning, participative learning and problem solving methodologies for enhancing learning experiences.

- 4- To a great extent
- 3- Moderate
- 2- Some what
- 1- Very little
- 0- Not at all

17. Teachers encourage you to participate in extracurricular activities

- 4- Strongly agree
- 3- Agree
- 2- Neutral
- 1- Disagree
- 0- Strongly disagree

18. Efforts are made by the institute/ teachers to inculcate soft skills, life skills and employability skills to make you ready for the world of work.

- 4- To a great extent
- 3- Moderate
- 2- Some what
- 1- Very little
- 0- Not at all

19. What percentage of teachers use such as LCD projector, Multimedia in teaching.

- 4- Above 90%
- 3- 70-89%
- 2- 50-69%
- 1- 30-49%
- 0- Below 29%

20. The overall quality of teaching-learning process in your institute is very good.

- 4- Strongly agree
- 3- Agree
- 2- Neutral
- 1- Disagree
- 0- Strongly disagree

21. Give three observation / suggestions to improve the overall teaching - learning experience in your institution/College:

- 1..... NO comments. everything is perfect.....
- 2.....
- 3.....

Name:..... Abhilash S. Wkande.....

Class:..... B.Sc - TV.....

Signature:..... Abhsh.....

Date:..... 11/3/2020.....

Maharashtra Udayagiri Mahavidyalaya, Udgir.
IQAC- Internal Quality Assurance Cell
Student Satisfaction Survey

(Note: Please rate on the scale of 4 to 0)

1. How much of the syllabus was covered in the class?

- 4-85 to 100%
- 3-70 to 84%
- 2-55 to 69%
- 1-30 to 54%
- 0-Below 30%

2. How well did the teachers prepare for the classes?

- 4- Thoroughly
- 3- Satisfactorily
- 2- Poorly
- 1- Indifferently
- 0- Won't teach at all

3. How well were the teachers able to communicate?

- 4- Always effective
- 3- Sometimes effective
- 2- Just satisfactorily
- 1- Generally ineffective
- 0- Very poor communication

4. The teacher's approach to teaching can best be described as

- 4- Excellent
- 3- Very good
- 2- Good
- 1- Fair
- 0- Poor

5. Fairness of the internal evaluation process by the teachers.

- 4- Always fair
- 3- Usually fair
- 2- Sometimes unfair
- 1- Usually unfair
- 0- Unfair

6. Was your performance in assignments discussed with you?

- 4- Every time
- 3- Usually
- 2- Occasionally/Sometimes
- 1- Rarely
- 0- Never

7. The institute takes active interest in promoting internship, student exchange, field visit opportunities for students.

- 4- Regularly

- 3- Often
- 2- Sometimes
- 1- Rarely
- 0- Never

8. The teaching and mentoring process in your institution facilitates you in cognitive, social and emotional growth.

- 4- Significantly
- 3- Very well
- 2- Moderately
- 1- Marginally
- 0- Not at all

9. The institution provides multiple opportunities to learn and grow..

- 4- Strongly agree
- 3- Agree
- 2- Neutral
- 1- Disagree
- 0- Strongly disagree

10. Teachers inform you about your expected competencies, course outcomes and programme outcomes..

- 4- Every time
- 3- Usually
- 2- Occasionally/Sometimes
- 1- Rarely
- 0- Never

11. Your mentor does a necessary follow-up with an assigned task to you.

- 4- Every time
- 3- Usually
- 2- Occasionally/Sometimes
- 1- Rarely
- 0- I don't have a mentor

12. The teachers illustrate the concepts through examples and applications.

- 4- Every time
- 3- Usually
- 2- Occasionally/Sometimes
- 1- Rarely
- 0- Never

13. The teachers identify your strengths and encourage you with providing right level of challenges.

- 4- Fully
- 3- Reasonably

- 2- Partially
- 1- Slightly
- 0- Unable to

14. Teachers are able to identify your weaknesses and help you to overcome them.

- 4- Every time
- 3- Usually
- 2- Occasionally/Sometimes
- 1- Rarely
- 0- Never

15. The institution makes effort to engage students in the monitoring, review and continuous quality improvement of the teaching learning process.

- 4- Strongly agree
- 3- Agree
- 2- Neutral
- 1- Disagree
- 0- Strongly disagree

16. The institute/ teachers use student centric methods, such as experiential learning, participative learning and problem solving methodologies for enhancing learning experiences.

- 4- To a great extent
- 3- Moderate
- 2- Some what
- 1- Very little
- 0- Not at all

17. Teachers encourage you to participate in extracurricular activities

- 4- Strongly agree
- 3- Agree
- 2- Neutral
- 1- Disagree
- 0- Strongly disagree

18. Efforts are made by the institute/ teachers to inculcate soft skills, life skills and employability skills to make you ready for the world of work.

- 4- To a great extent
- 3- Moderate
- 2- Some what
- 1- Very little
- 0- Not at all

19. What percentage of teachers such as LCD projector, Multimedia teaching.

- 4- Above 90%
- 3- 70-89%
- 2- 50-69%
- 1- 30-49%
- 0- Below 29%

20. The overall quality of teaching-learning process in your institute is very good.

- 4- Strongly agree
- 3- Agree
- 2- Neutral
- 1- Disagree
- 0- Strongly disagree

21. Give three observation / suggestions to improve the overall teaching - learning experience in your institution/College:

1. Our college library in all books are available
2. Our college very enjoyable
3. Teachers teaching is very good.
4. Provided boys rooms

Name: Pawale Yogesh Umesh

Class: B.com S.Y.

Signature: Yogesh

Date: 5-3-2020

Email:- yogeshpawale957927@gmail.com

UID.No: 621074920422

Maharashtra Udayagiri Mahavidyalaya, Udgir.

IQAC- Internal Quality Assurance Cell

Student Satisfaction Survey

(Note: Please rate on the scale of 4 to 0)

1. How much of the syllabus was covered in the class?

- 4- 85 to 100%
- 3- 70 to 84%
- 2- 55 to 69%
- 1- 30 to 54%
- 0- Below 30%

2. How well did the teachers prepare for the classes?

- 4- Thoroughly
- 3- Satisfactorily
- 2- Poorly
- 1- Indifferently
- 0- Won't teach at all

3. How well were the teachers able to communicate?

- 4- Always effective
- 3- Sometimes effective
- 2- Just satisfactorily
- 1- Generally ineffective
- 0- Very poor communication

4. The teacher's approach to teaching can best be described as

- 4- Excellent
- 3- Very good
- 2- Good
- 1- Fair
- 0- Poor

5. Fairness of the internal evaluation process by the teachers.

- 4- Always fair
- 3- Usually fair
- 2- Sometimes unfair
- 1- Usually unfair
- 0- Unfair

6. Was your performance in assignments discussed with you?

- 4- Every time
- 3- Usually
- 2- Occasionally/Sometimes
- 1- Rarely
- 0- Never

7. The institute takes active interest in promoting internship, student exchange, field visit opportunities for students.

- 4- Regularly

- 3- Often
- 2- Sometimes
- 1- Rarely
- 0- Never

8. The teaching and mentoring process in your institution facilitates you in cognitive, social and emotional growth.

- 4- Significantly
- 3- Very well
- 2- Moderately
- 1- Marginally
- 0- Not at all

9. The institution provides multiple opportunities to learn and grow..

- 4- Strongly agree
- 3- Agree
- 2- Neutral
- 1- Disagree
- 0- Strongly disagree

10. Teachers inform you about your expected competencies, course outcomes and programme outcomes..

- 4- Every time
- 3- Usually
- 2- Occasionally/Sometimes
- 1- Rarely
- 0- Never

11. Your mentor does a necessary follow-up with an assigned task to you.

- 4- Every time
- 3- Usually
- 2- Occasionally/Sometimes
- 1- Rarely
- 0- I don't have a mentor

12. The teachers illustrate the concepts through examples and applications.

- 4- Every time
- 3- Usually
- 2- Occasionally/Sometimes
- 1- Rarely
- 0- Never

13. The teachers identify your strengths and encourage you with providing right level of challenges.

- 4- Fully
- 3- Reasonably

- 2- Partially
- 1- Slightly
- 0- Unable to

14. Teachers are able to identify your weaknesses and help you to overcome them.

- 4- Every time
- 3- Usually
- 2- Occasionally/Sometimes
- 1- Rarely
- 0- Never

15. The institution makes effort to engage students in the monitoring, review and continuous quality improvement of the teaching learning process.

- 4- Strongly agree
- 3- Agree
- 2- Neutral
- 1- Disagree
- 0- Strongly disagree

16. The institute/ teachers use student centric methods, such as experiential learning, participative learning and problem solving methodologies for enhancing learning experiences.

- 4- To a great extent
- 3- Moderate
- 2- Some what
- 1- Very little
- 0- Not at all

17. Teachers encourage you to participate in extracurricular activities

- 4- Strongly agree
- 3- Agree
- 2- Neutral
- 1- Disagree
- 0- Strongly disagree

18. Efforts are made by the institute/ teachers to inculcate soft skills, life skills and employability skills to make you ready for the world of work.

- 4- To a great extent
- 3- Moderate
- 2- Some what
- 1- Very little
- 0- Not at all

19. What percentage of teachers use such as LCD projector, Multimedia teaching.

- 4- Above 90%
- 3- 70-89%
- 2- 50-69%
- 1- 30-49%
- 0- Below 29%

20. The overall quality of teaching-learning process in your institute is very good.

- 4- Strongly agree
- 3- Agree
- 2- Neutral
- 1- Disagree
- 0- Strongly disagree

21. Give three observation / suggestions to improve the overall teaching - learning experience in your institution/College:

1. The bank area away from college in lab.
2. The teacher teaching very good.
3. Provided boys room in college.

Name: Waghmare Suresh R. S.

Class: B.com. S.Y.

Signature: Suresh R.

Date: 5/5/2020

Email: SureshWaghmare7038@gmail.com.

15 Mahar.

1. How much of the class?
4-85 to 100%
3-70 to 84%
2-55 to 69%
1-30 to 54%

Maharashtra Udayagiri Mahavidyalaya, Udgir.

IQAC- Internal Quality Assurance Cell

Student Satisfaction Survey

(Note: Please rate on the scale of 4 to 0)

1. How much of the syllabus was covered in the class?

- 4- 85 to 100%
- 3- 70 to 84%
- 2- 55 to 69%
- 1- 30 to 54%
- 0- Below 30%

2. How well did the teachers prepare for the classes?

- 4- Thoroughly
- 3- Satisfactorily
- 2- Poorly
- 1- Indifferently
- 0- Won't teach at all

3. How well were the teachers able to communicate?

- 4- Always effective
- 3- Sometimes effective
- 2- Just satisfactorily
- 1- Generally ineffective
- 0- Very poor communication

4. The teacher's approach to teaching can best be described as

- 4- Excellent
- 3- Very good
- 2- Good
- 1- Fair
- 0- Poor

5. Fairness of the internal evaluation process by the teachers.

- 4- Always fair
- 3- Usually fair
- 2- Sometimes unfair
- 1- Usually unfair
- 0- Unfair

6. Was your performance in assignments discussed with you?

- 4- Every time
- 3- Usually
- 2- Occasionally/Sometimes
- 1- Rarely
- 0- Never

7. The institute takes active interest in promoting internship, student exchange, field visit opportunities for students.

- 4- Regularly

- 3- Often
- 2- Sometimes
- 1- Rarely
- 0- Never

8. The teaching and mentoring process in your institution facilitates you in cognitive, social and emotional growth.

- 4- Significantly
- 3- Very well
- 2- Moderately
- 1- Marginally
- 0- Not at all

9. The institution provides multiple opportunities to learn and grow..

- 4- Strongly agree
- 3- Agree
- 2- Neutral
- 1- Disagree
- 0- Strongly disagree

10. Teachers inform you about your expected competencies, course outcomes and programme outcomes..

- 4- Every time
- 3- Usually
- 2- Occasionally/Sometimes
- 1- Rarely
- 0- Never

11. Your mentor does a necessary follow-up with an assigned task to you.

- 4- Every time
- 3- Usually
- 2- Occasionally/Sometimes
- 1- Rarely
- 0- I don't have a mentor

12. The teachers illustrate the concepts through examples and applications.

- 4- Every time
- 3- Usually
- 2- Occasionally/Sometimes
- 1- Rarely
- 0- Never

13. The teachers identify your strengths and encourage you with providing right level of challenges.

- 4- Fully
- 3- Reasonably

VA UDDG

- 2- Partially
- 1- Slightly
- 0- Unable to
- 14. Teachers are able to identify your weaknesses and help you to overcome them.
- 4- Every time
- 3- Usually
- 2- Occasionally/Sometimes
- 1- Rarely
- 0- Never
- 15. The institution makes effort to engage students in the monitoring, review and continuous quality improvement of the teaching learning process.
- 4- Strongly agree
- 3- Agree
- 2- Neutral
- 1- Disagree
- 0- Strongly disagree
- 16. The institute/ teachers use student centric methods, such as experiential learning, participative learning and problem solving methodologies for enhancing learning experiences.
- 4- To a great extent
- 3- Moderate
- 2- Some what
- 1- Very little
- 0- Not at all
- 17. Teachers encourage you to participate in extracurricular activities
- 4- Strongly agree
- 3- Agree
- 2- Neutral
- 1- Disagree
- 0- Strongly disagree
- 18. Efforts are made by the institute/ teachers to inculcate soft skills, life skills and employability skills to make you ready for the world of work.
- 4- To a great extent
- 3- Moderate
- 2- Some what
- 1- Very little
- 2- 0- Not at all

- 19. What percentage of teachers use such as LCD projector, Multimedia in teaching.
- 4- Above 90%
- 3- 70-89%
- 2-50-69%
- 1- 30-49%
- 0- Below 29%
- 20. The overall quality of teaching-learning process in your institute is very good.
- 4- Strongly agree
- 3- Agree
- 2-Neutral
- 1- Disagree
- 0- Strongly disagree

21. Give three observation / suggestions to improve the overall teaching – learning experience in your institution/College:

1.....

 2.....

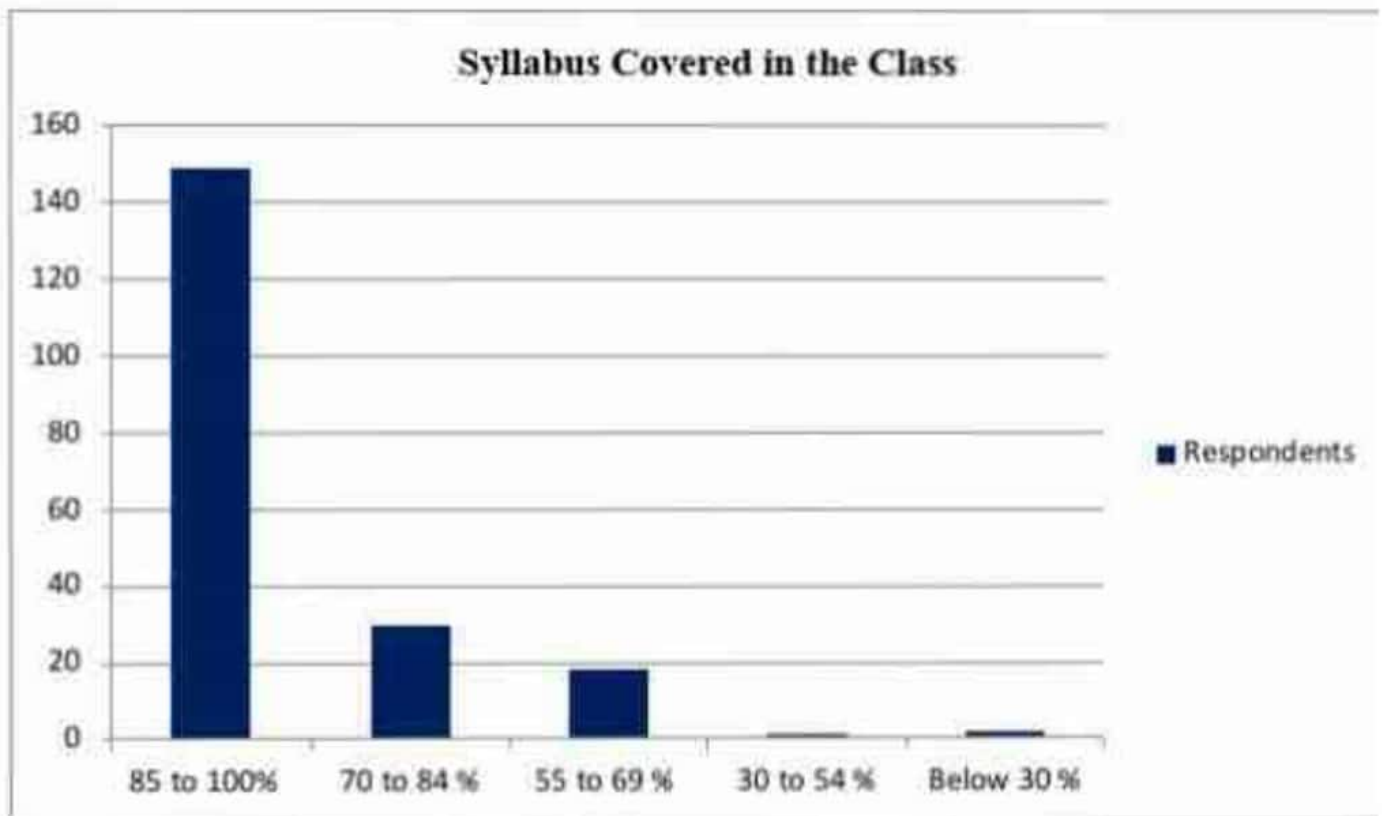
 3.....

Name:.....
 Class:.....
 Signature:.....
 Date:.....

email@

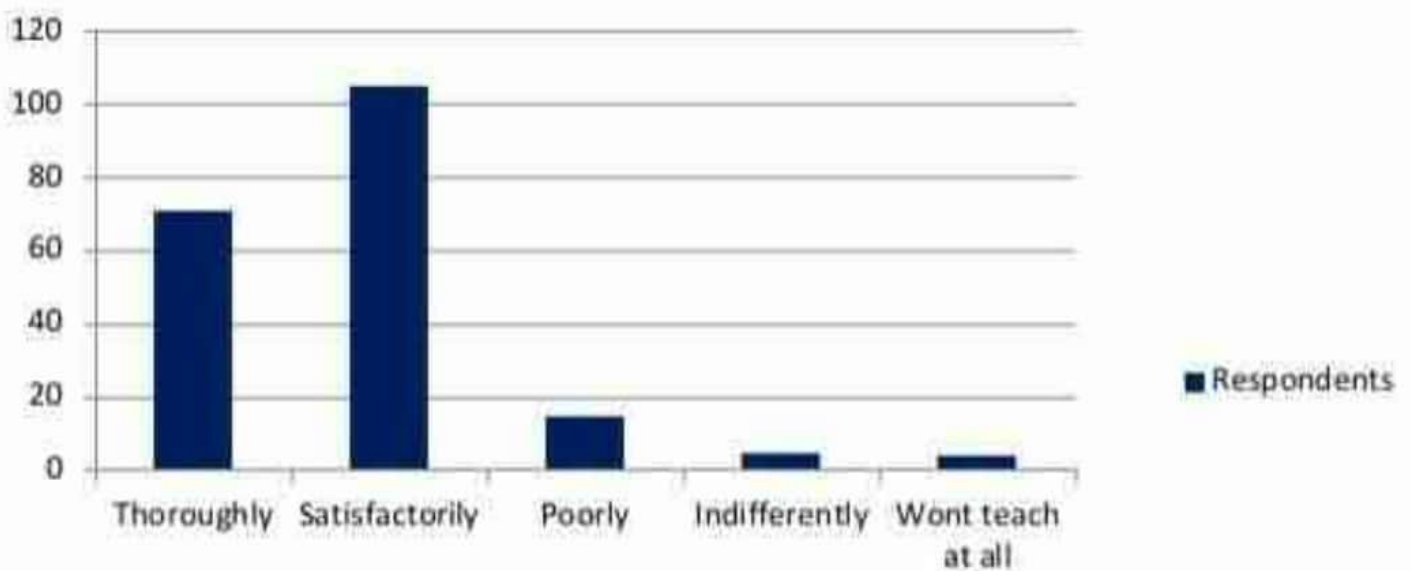
Q. 1. How much syllabus was covered in the class ?

Percentage	No. of Respondents
85 to 100%	149
70 to 84 %	30
55 to 69 %	18
30 to 54 %	1
Below 30 %	2



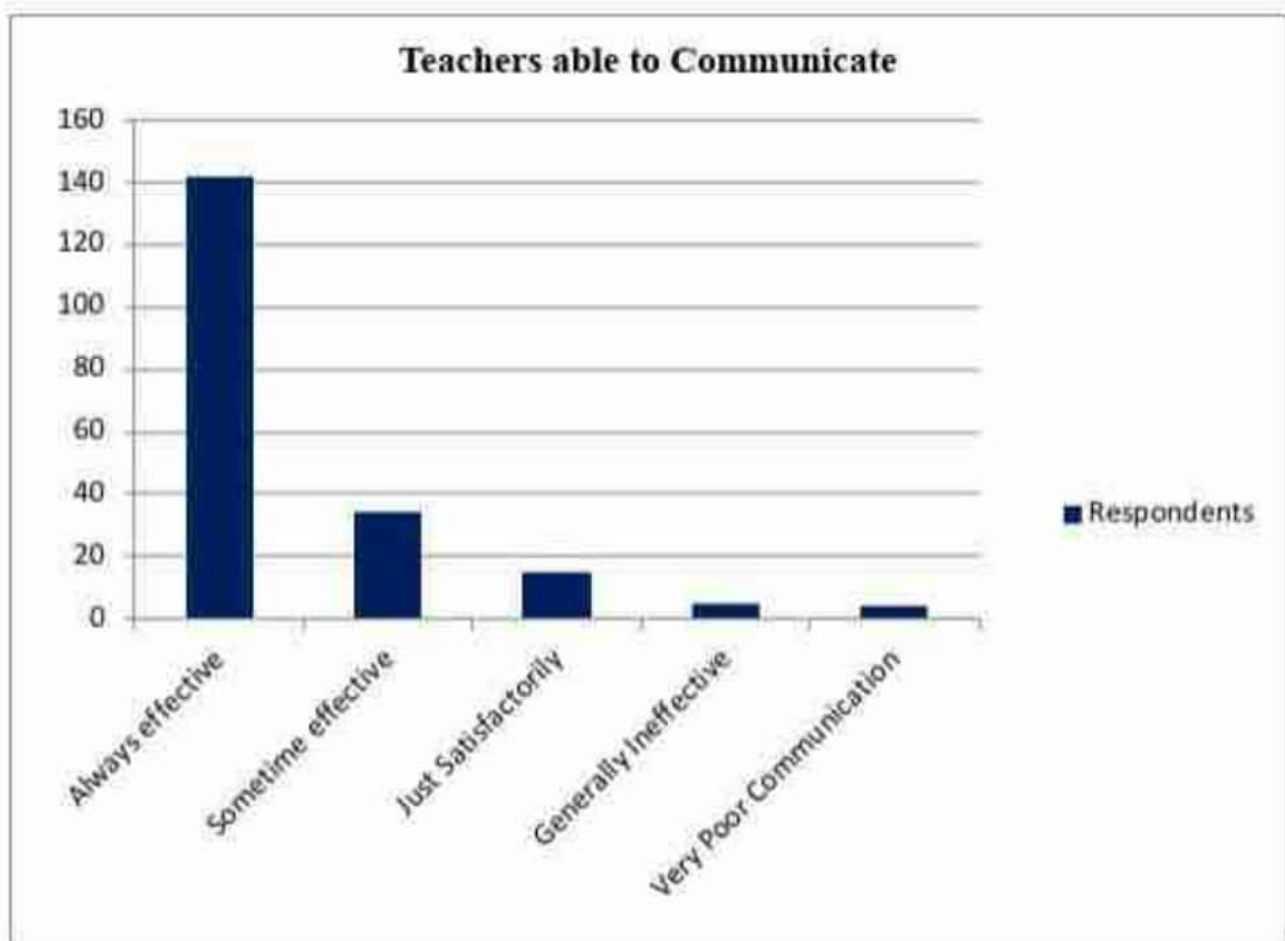
Q. 2 How well did the teachers prepare for the classes?

Categories	No. of Respondents
Thoroughly	71
Satisfactorily	105
Poorly	15
Indifferently	5
Wont teach at all	4

Teachers Prepare for the Classes

Q. 3 How well were the teachers able to communicate ?

Categories	No. of Respondents
Always effective	142
Sometime effective	34
Just Satisfactorily	15
Generally Ineffective	5
Very Poor Communication	4



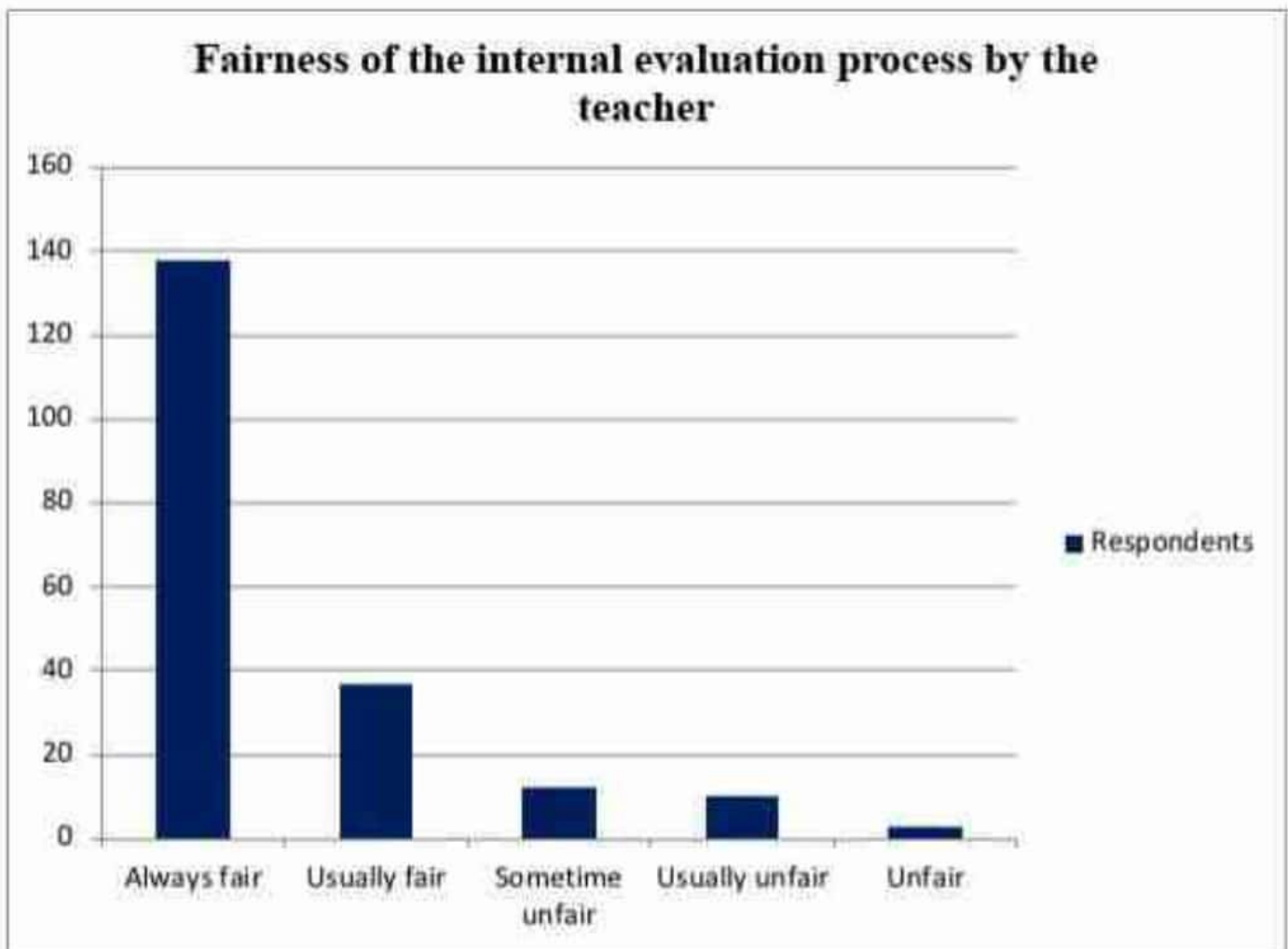
Q. 4. The teachers approach to teaching can best be described as.

Categories	No. of Respondents
Excellent	81
Very Good	73
Good	37
Fair	6
Poor	3



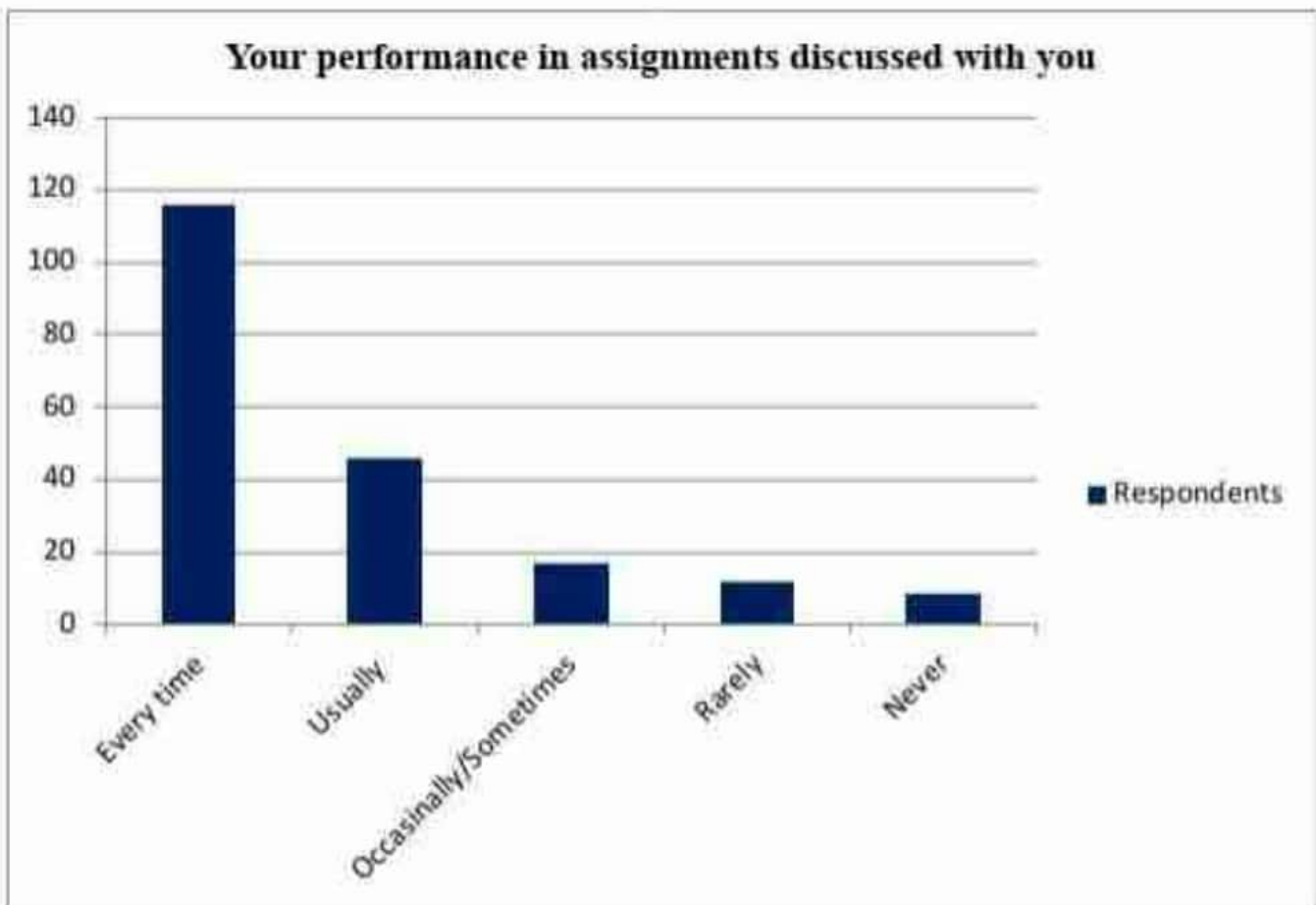
Q. 5. Fairness of the internal evaluation process by the teacher ?

Categories	No. of Respondents
Always fair	138
Usually fair	37
Sometime unfair	12
Usually unfair	10
Unfair	3



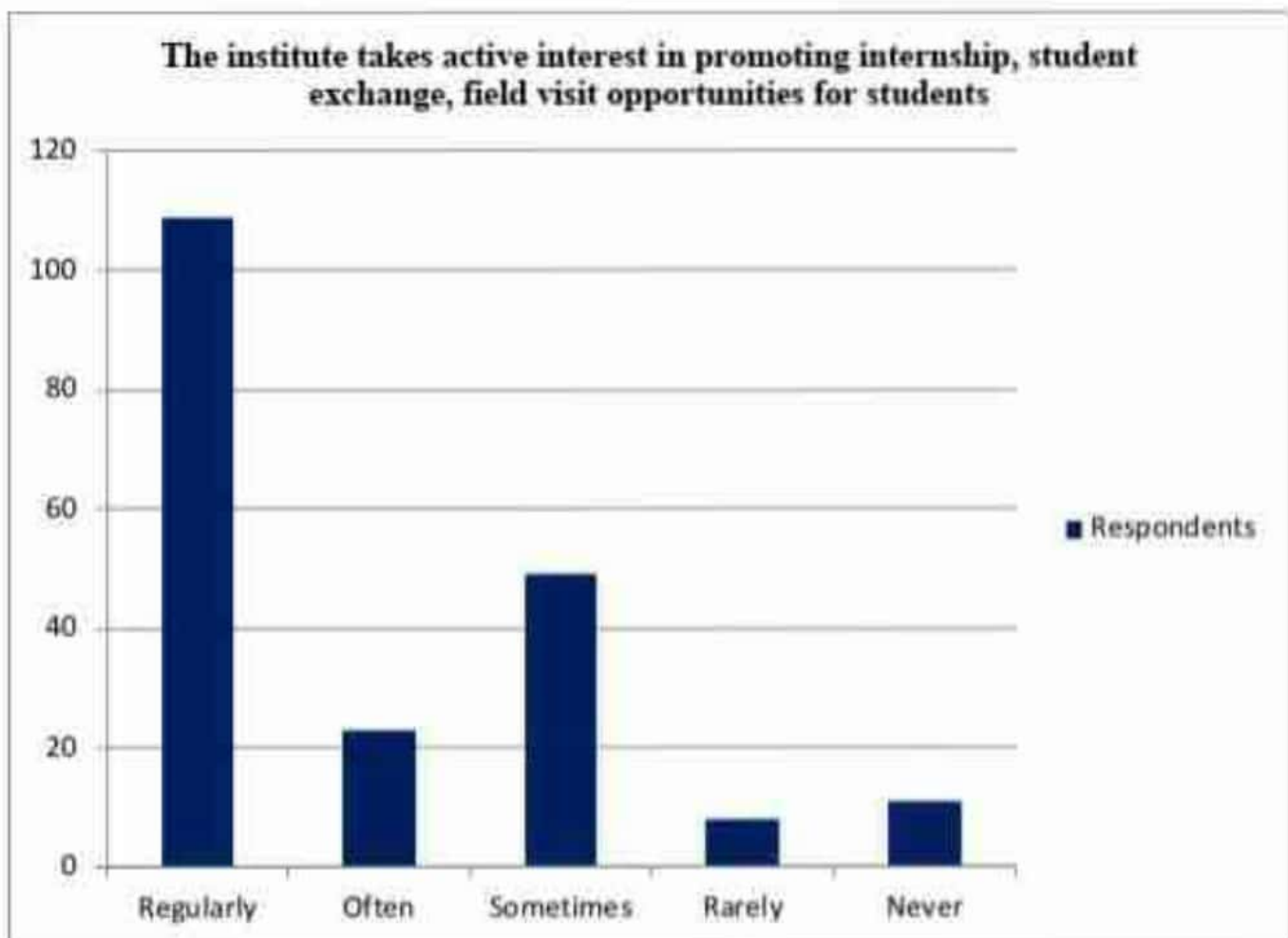
Q. 6. Was your performance in assignments discussed with you ?

Categories	No. of Respondents
Every time	116
Usually	46
Occasionally/Sometimes	17
Rarely	12
Never	9



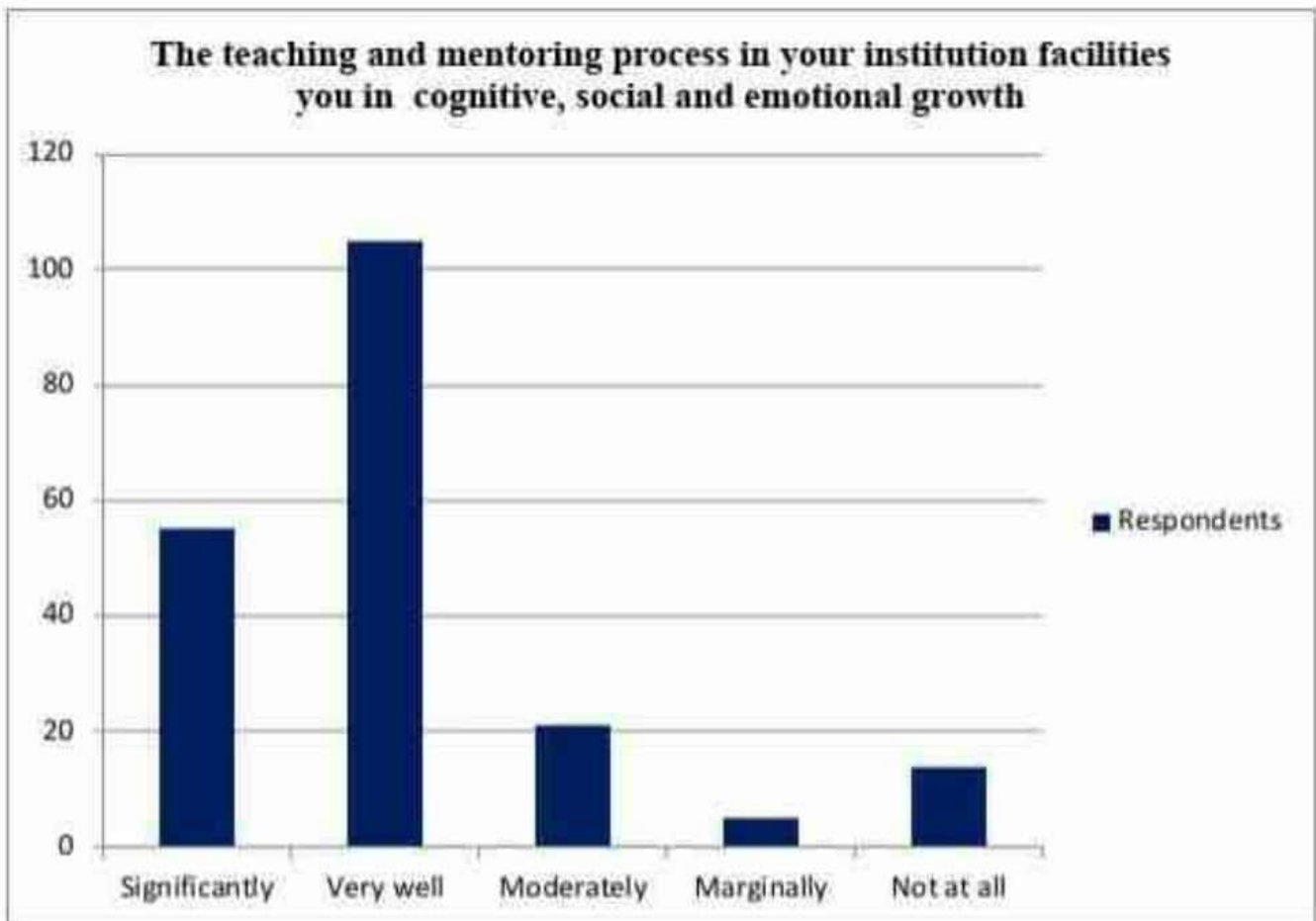
Q. 7. The institute takes active interest in promoting internship, student exchange, field visit opportunities for students.

Categories	No. of Respondents
Regularly	109
Often	23
Sometimes	49
Rarely	8
Never	11



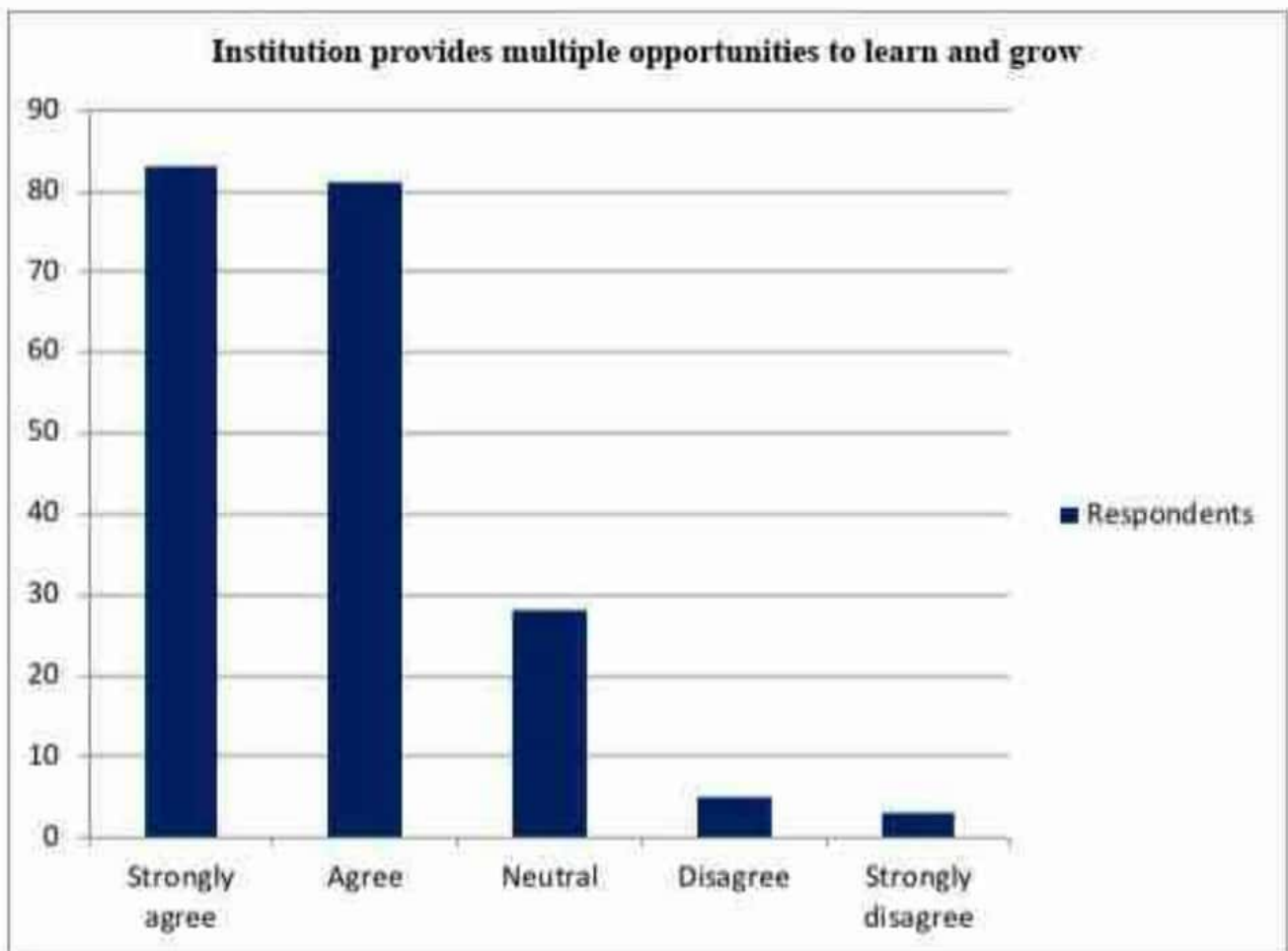
Q. 8. The teaching and mentoring process in your institution facilities you in cognitive, social and emotional growth

Categories	No. of Respondents
Significantly	55
Very well	105
Moderately	21
Marginally	5
Not at all	14



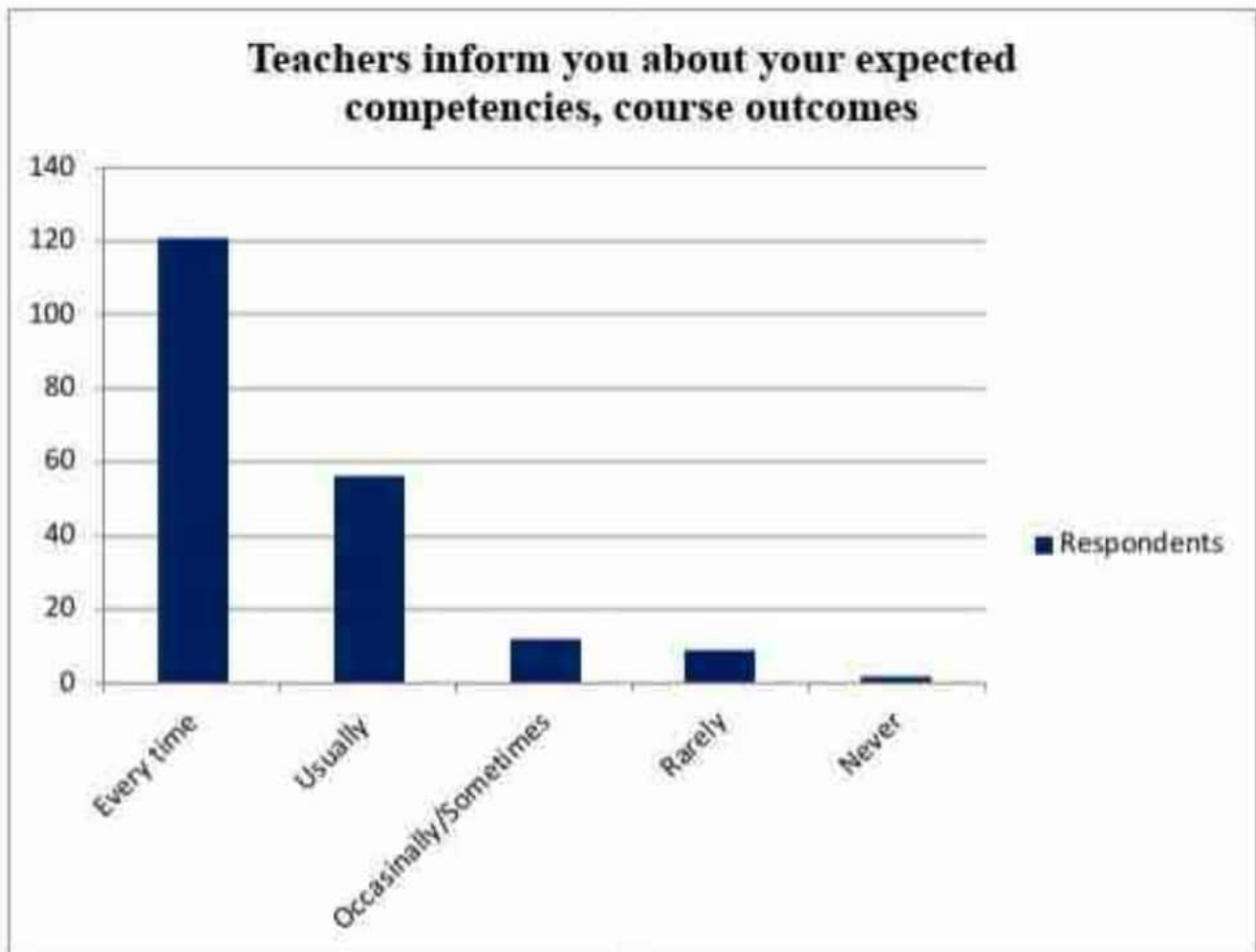
Q. 9. The institution provides multiple opportunities to learn and grow.

Categories	No. of Respondents
Strongly agree	83
Agree	81
Neutral	28
Disagree	5
Strongly disagree	3



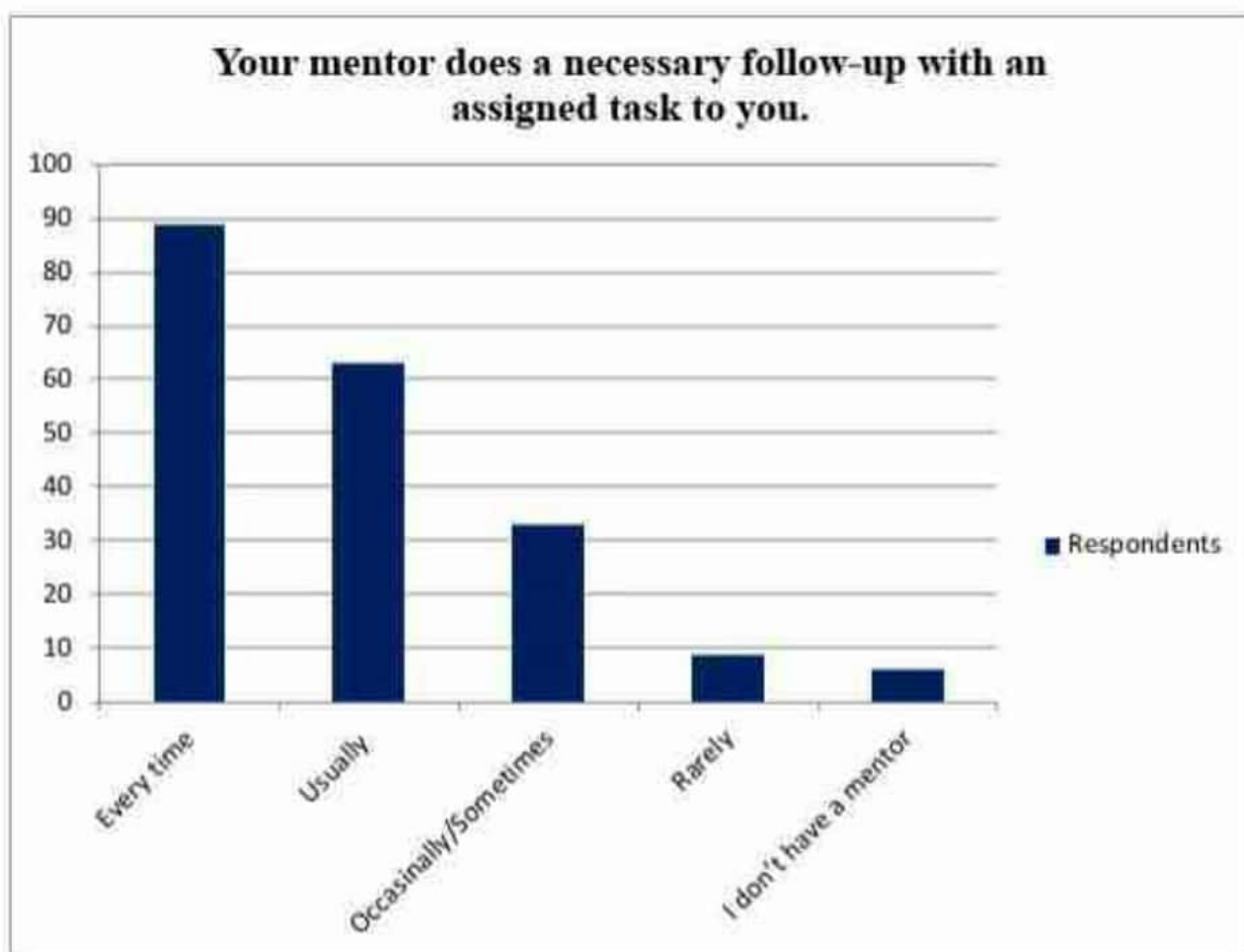
Q. 10. Teachers inform you about your expected competencies, course outcomes and programme outcomes

Categories	No. of Respondents
Every time	121
Usually	56
Occasionally/Sometimes	12
Rarely	9
Never	2



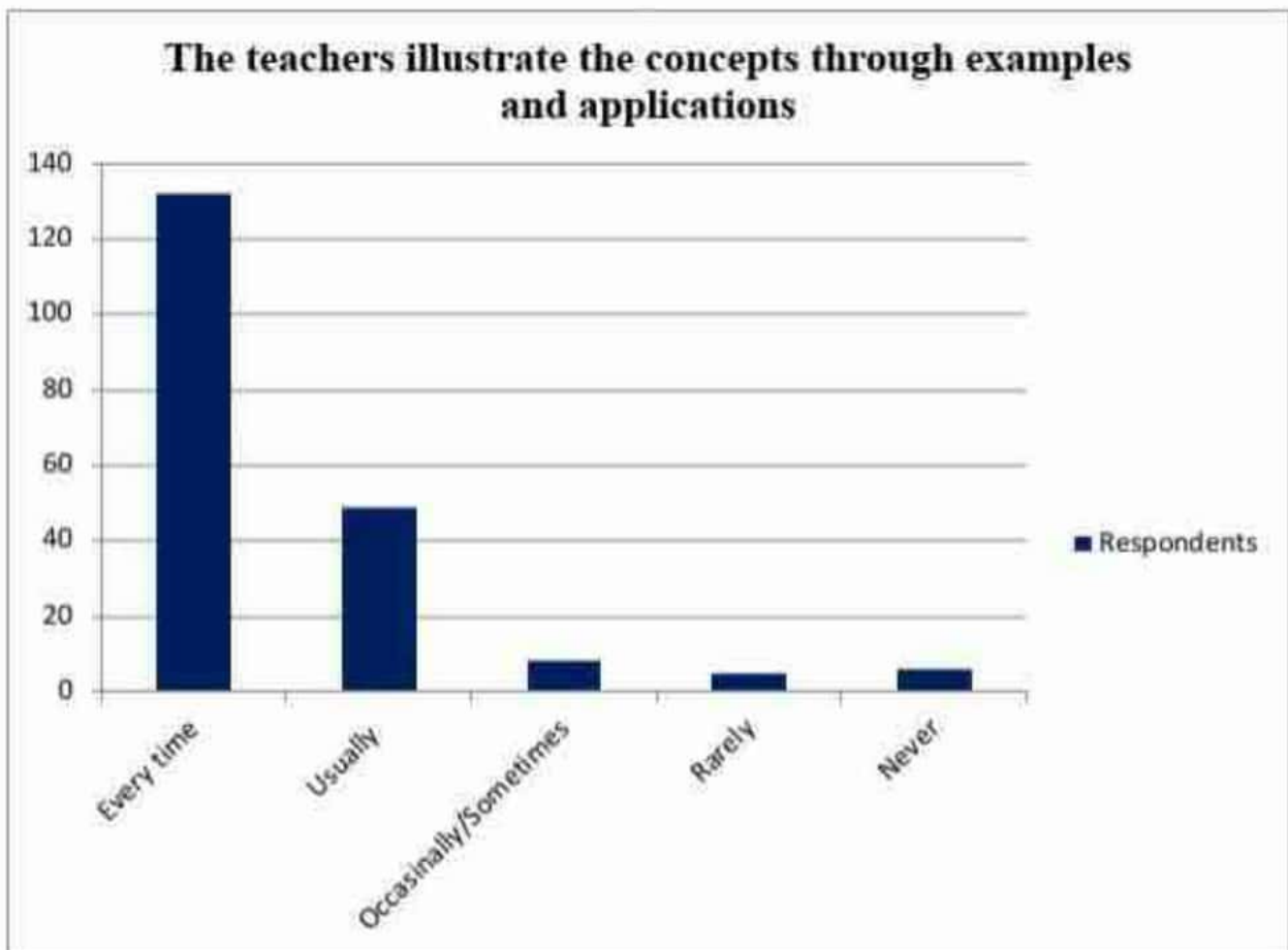
Q. 11. Your mentor does a necessary follow-up with an assigned task to you.

Categories	No. of Respondents
Every time	89
Usually	63
Occasionally/Sometimes	33
Rarely	9
I don't have a mentor	6



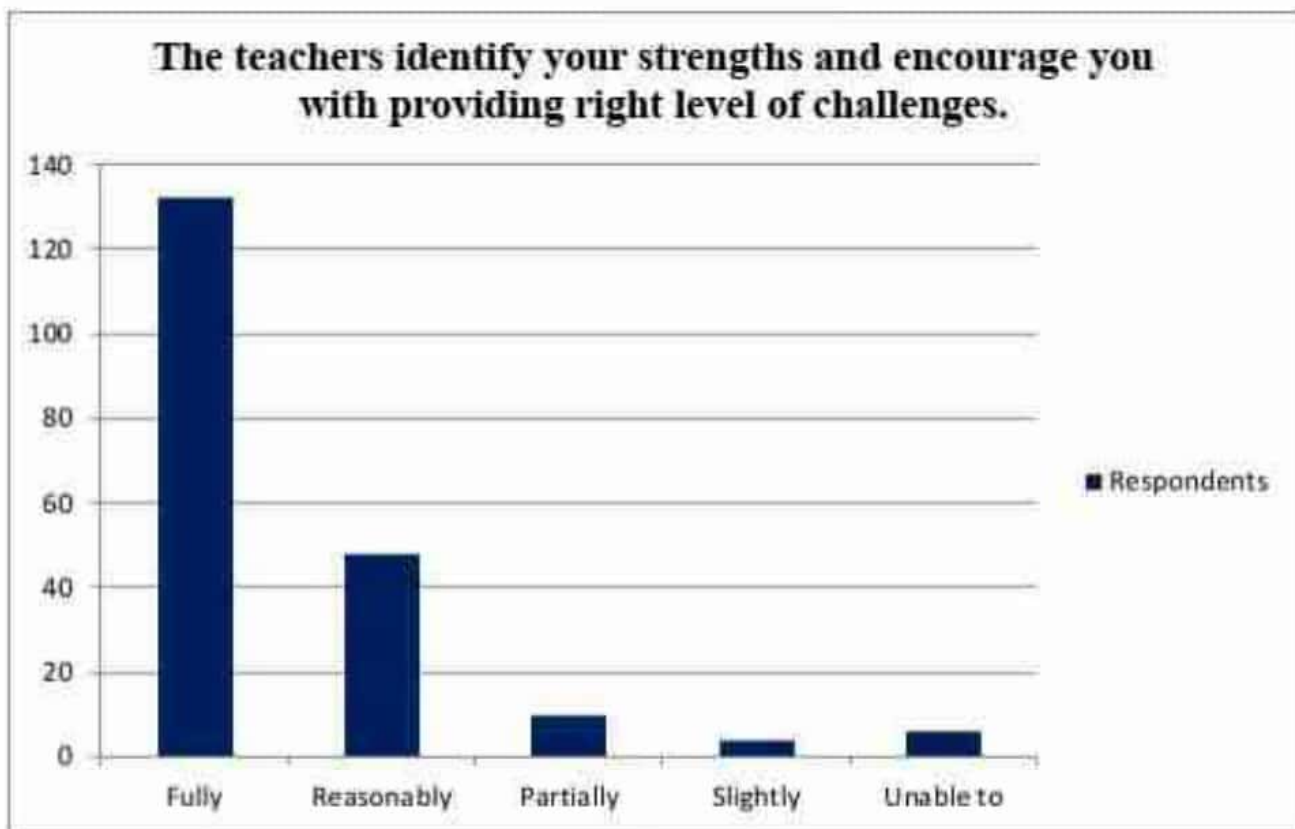
Q. 12. The teachers illustrate the concepts through examples and applications.

Categories	No. of Respondents
Every time	132
Usually	49
Occasionally/Sometimes	8
Rarely	5
Never	6



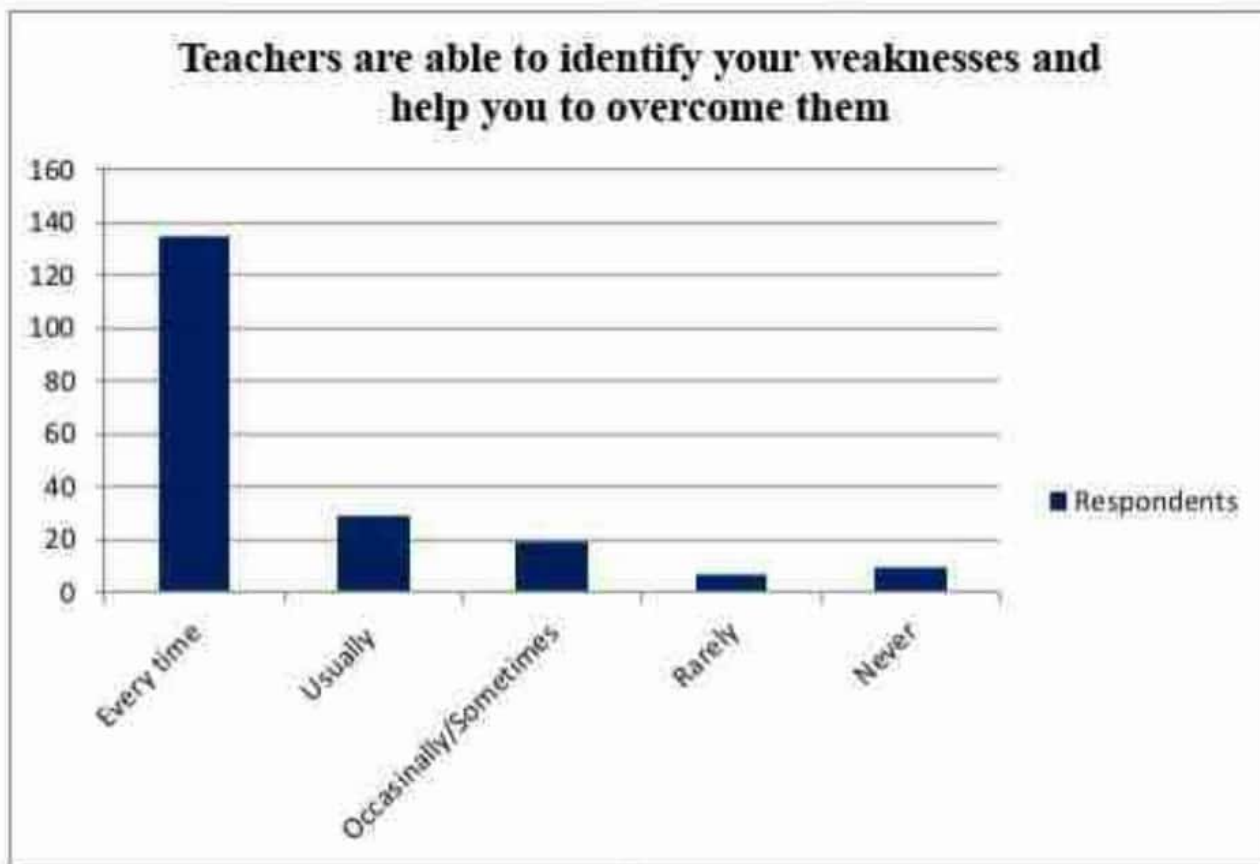
Q. 13. The teachers identify your strengths and encourage you with providing right level of Challenges.

Categories	No. of Respondents
Fully	132
Reasonably	48
Partially	10
Slightly	4
Unable to	6



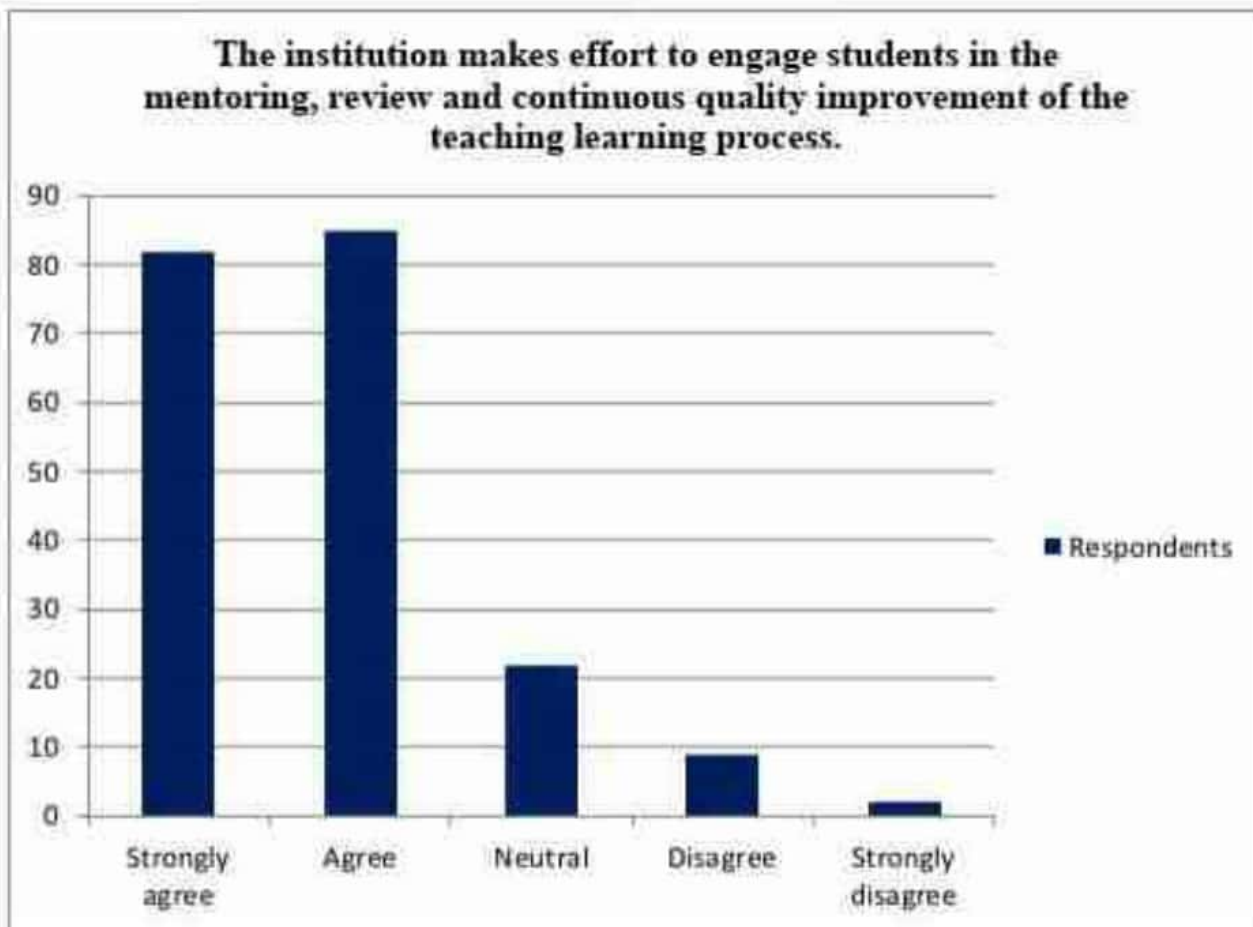
Q. 14. Teachers are able to identify your weaknesses and help you to overcome them.

Categories	No. of Respondents
Every time	135
Usually	29
Occasionally/Sometimes	19
Rarely	7
Never	10



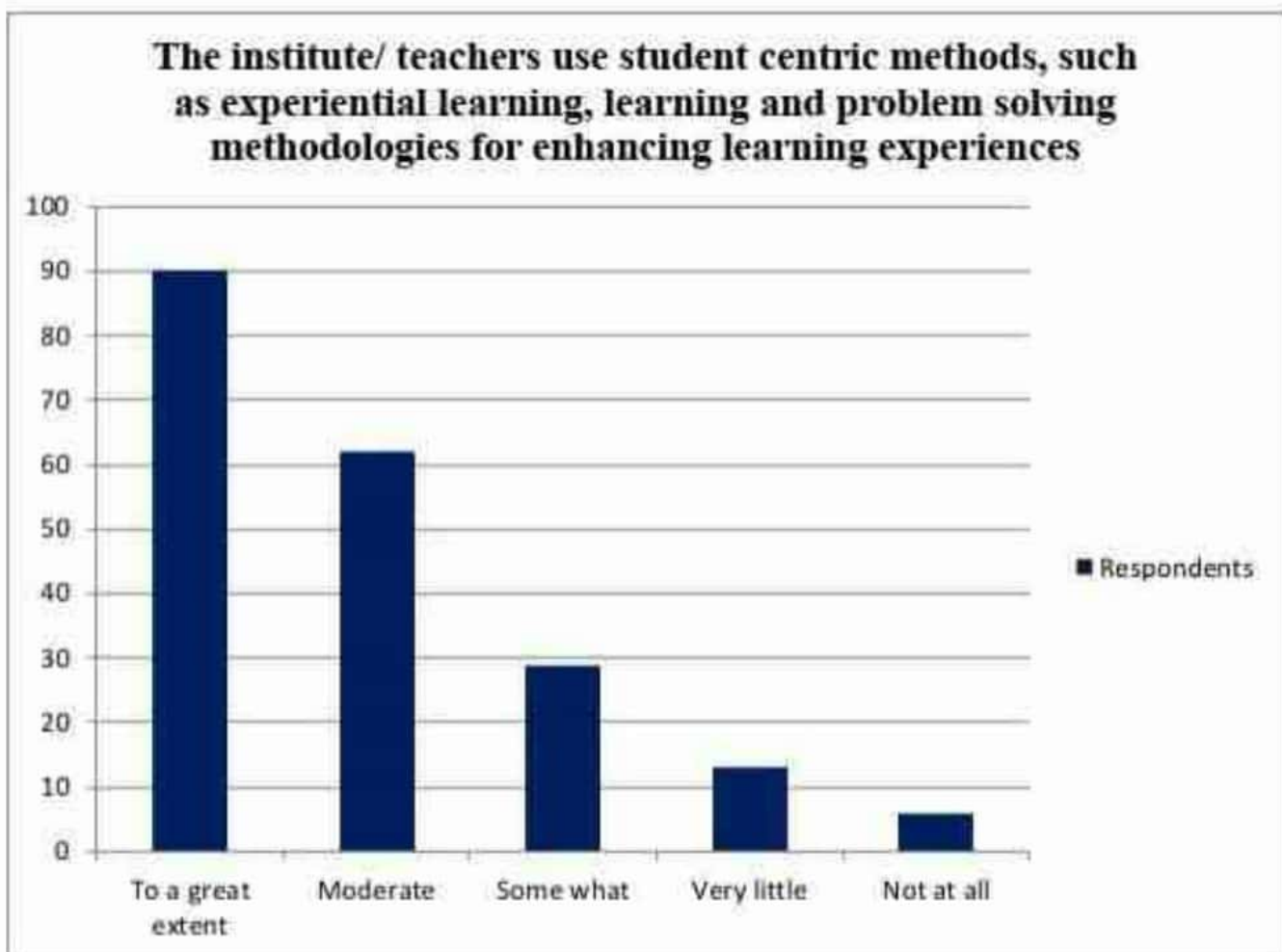
Q. 15. The institution makes effort to engage students in the mentoring, review and continuous quality improvement of the teaching learning process.

Categories	No. of Respondents
Strongly agree	82
Agree	85
Neutral	22
Disagree	9
Strongly disagree	2



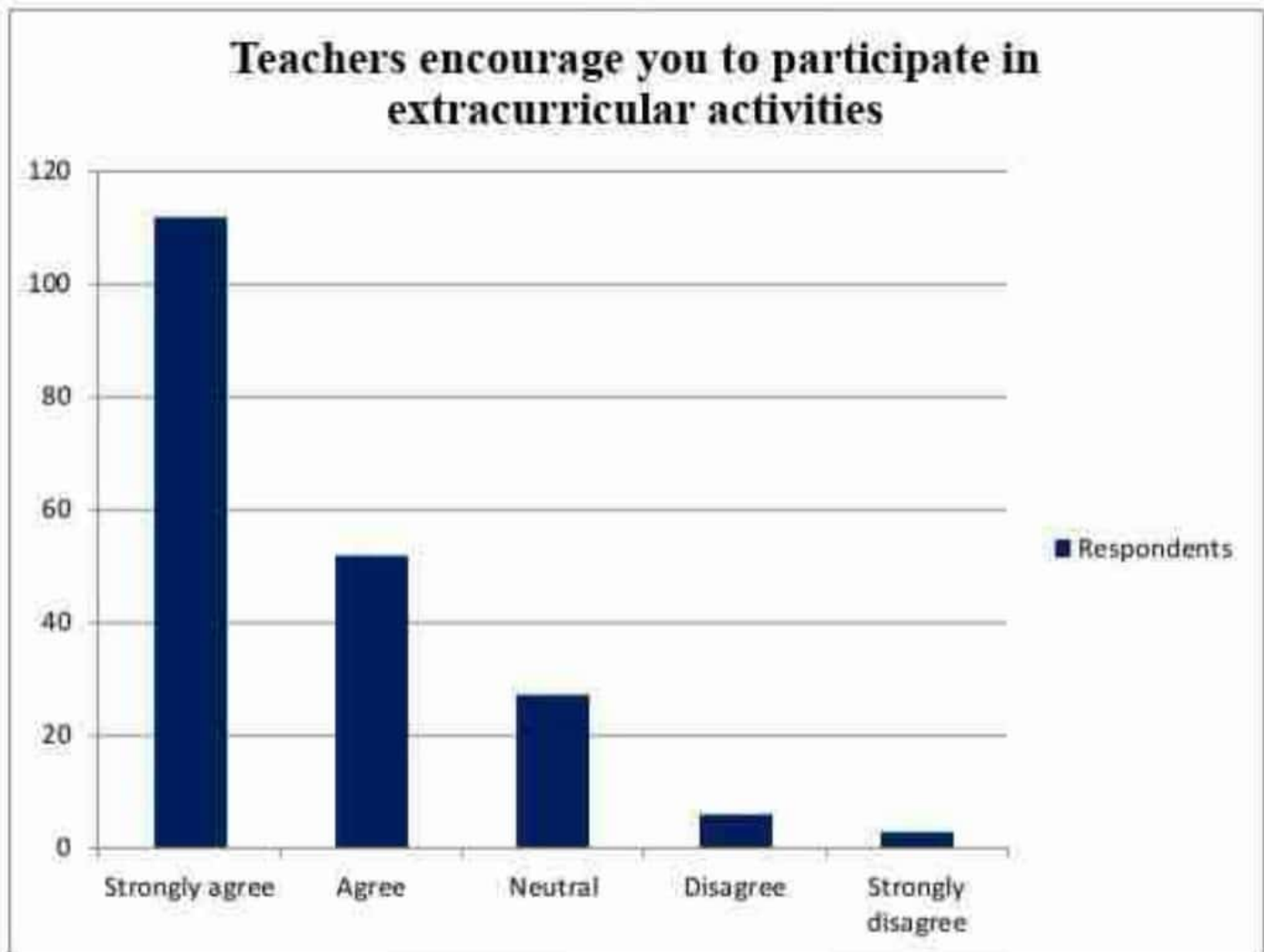
Q. 16 The institute/ teachers use student centric methods, such as experiential learning, learning and problem solving methodologies for enhancing learning experiences.

Categories	No. of Respondents
To a great extent	90
Moderate	62
Some what	29
Very little	13
Not at all	6



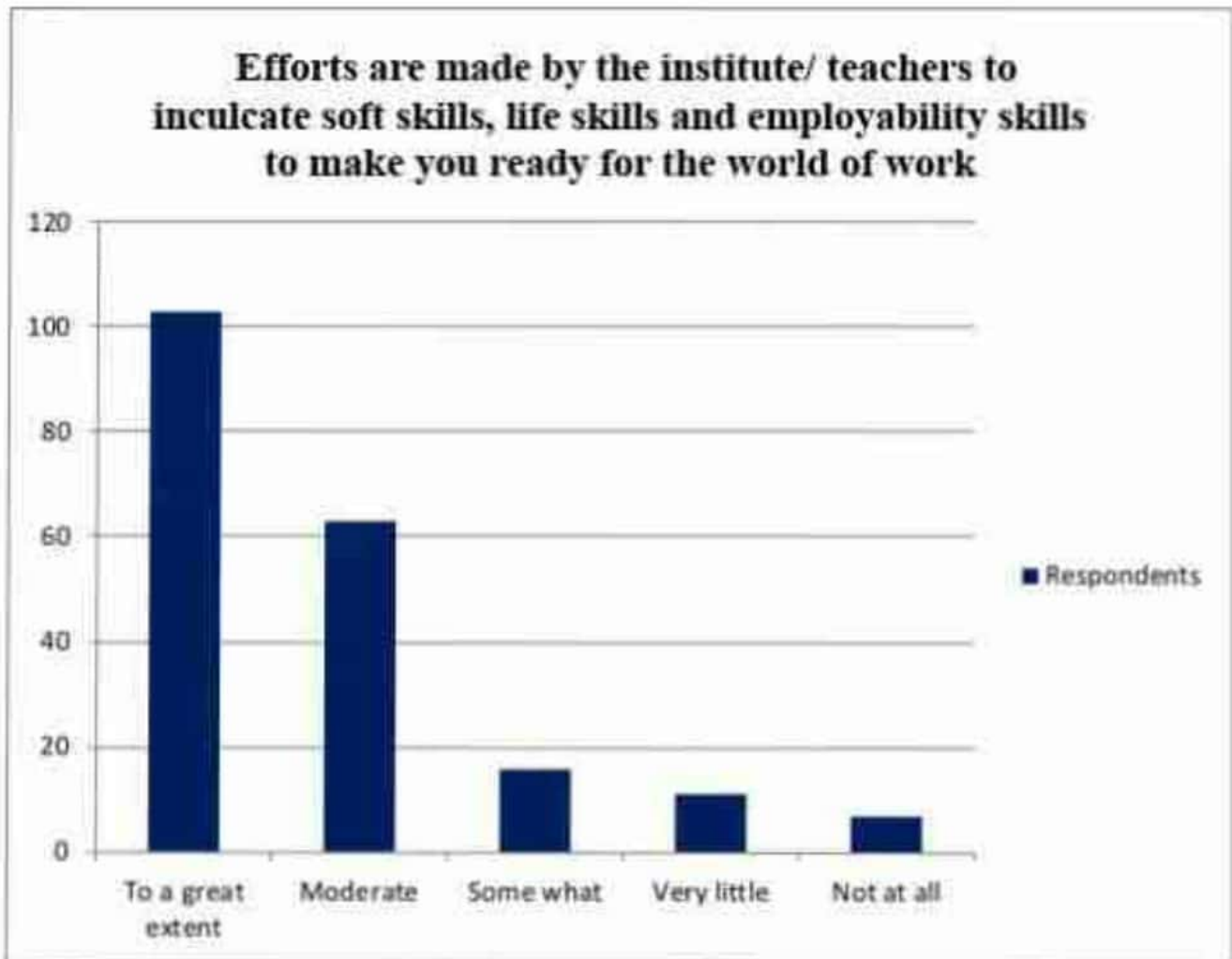
Q.17. Teachers encourage you to participate in extracurricular activities

Categories	No. of Respondents
Strongly agree	112
Agree	52
Neutral	27
Disagree	6
Strongly disagree	3



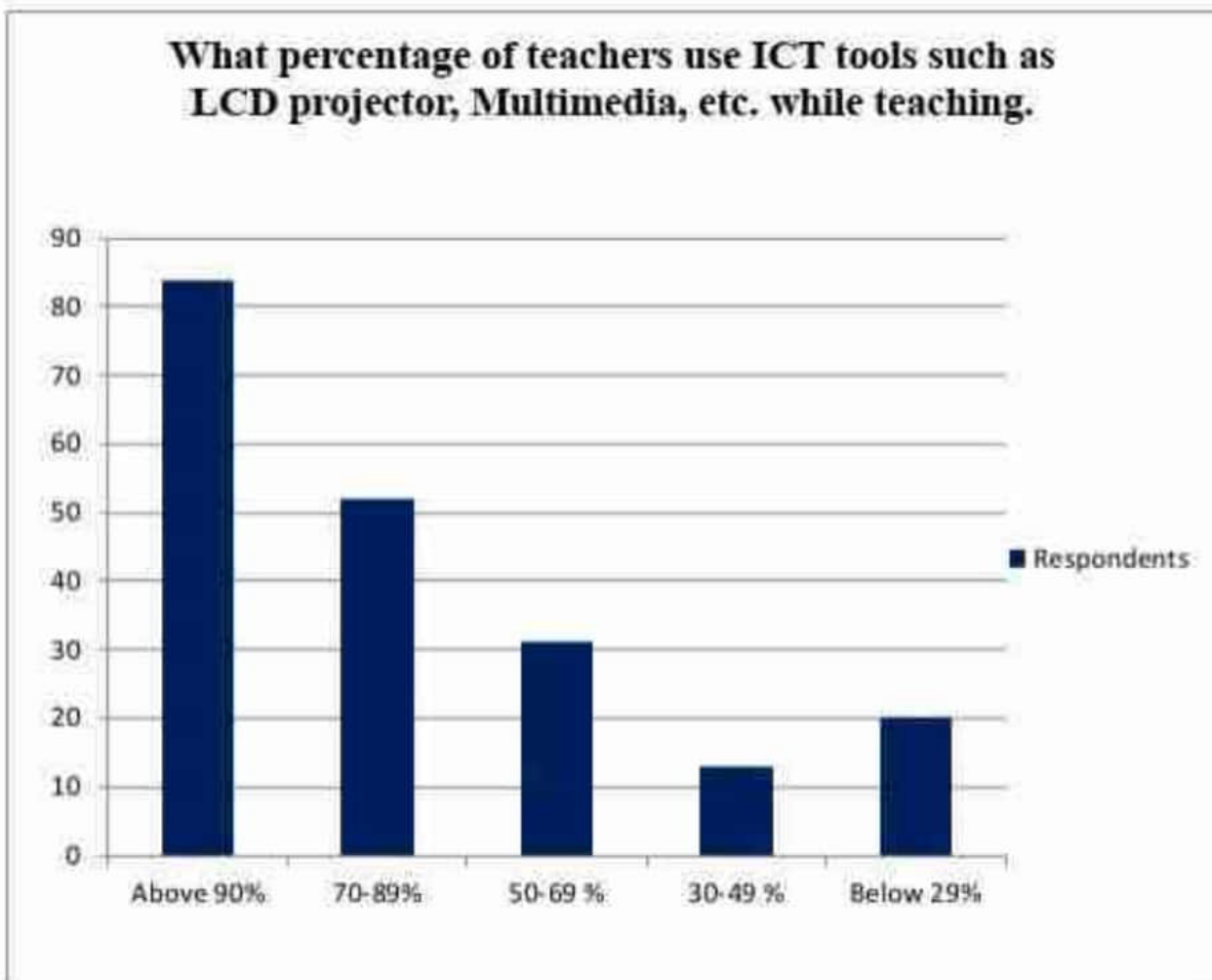
Q. 18. Efforts are made by the institute/ teachers to inculcate soft skills, life skills and employability skills to make you ready for the world of work.

Categories	No. of Respondents
To a great extent	103
Moderate	63
Some what	16
Very little	11
Not at all	7



Q. 19. What percentage of teachers use ICT tools such as LCD projector, Multimedia, etc. while teaching.

Categories	No. of Respondents
Above 90%	84
70-89%	52
50-69 %	31
30-49 %	13
Below 29%	20



Q. 20. The overall quality of teaching-learning process in your institute is very good.

Categories	No. of Respondents
Strongly agree	98
Agree	75
Neutral	14
Disagree	4
Strongly disagree	9

